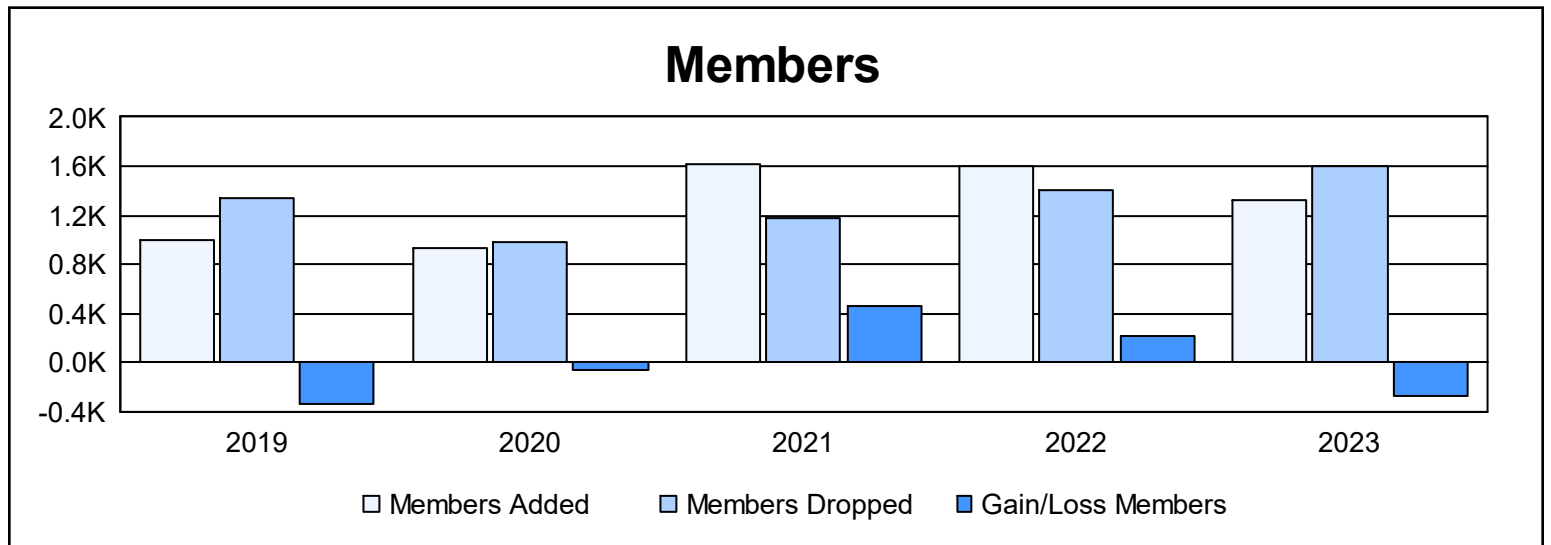
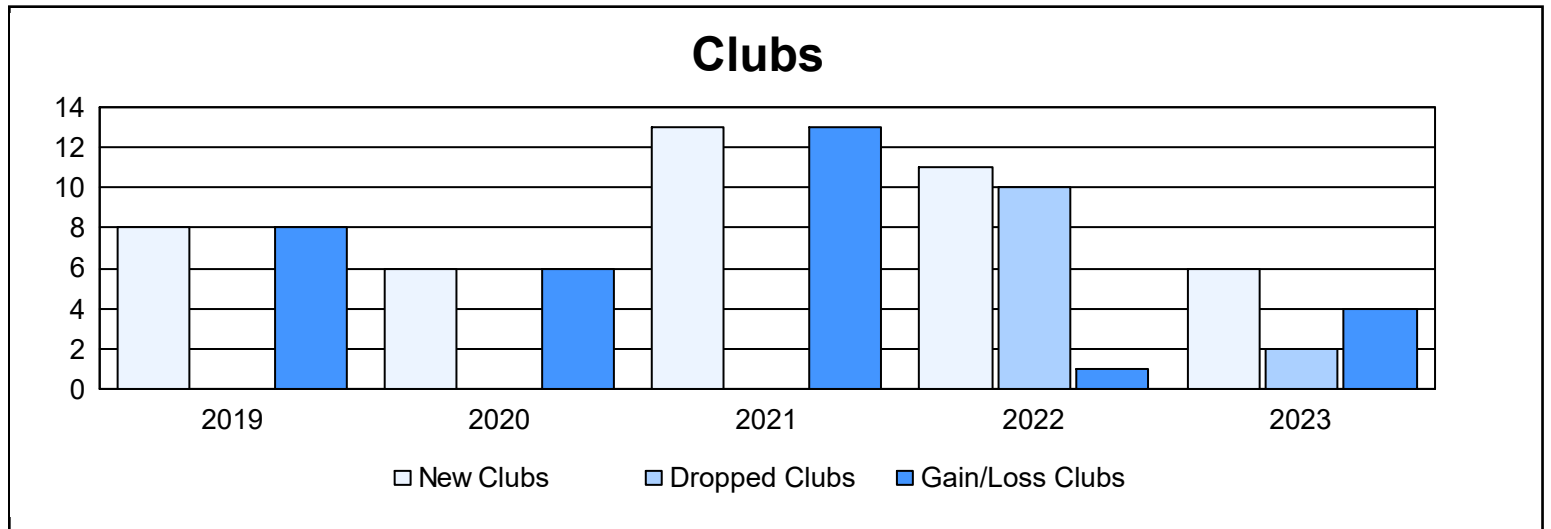
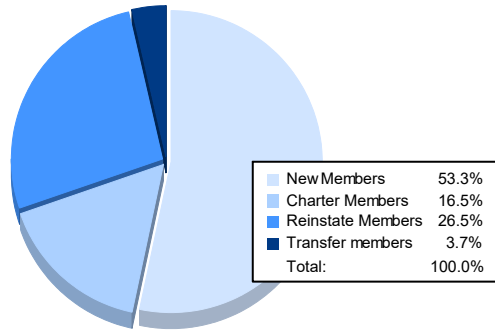


| Year           | New Clubs | Dropped Clubs | Gain/ Loss Clubs | New Members | Charter Members | Reinstate Members | Transfer Members | Total Member Added | Total Members Dropped | Gain/ Loss Members |
|----------------|-----------|---------------|------------------|-------------|-----------------|-------------------|------------------|--------------------|-----------------------|--------------------|
| 2018-2019      | 8         | 0             | 8                | 724         | 233             | 24                | 19               | 1,000              | 1,341                 | -341               |
| 2019-2020      | 6         | 0             | 6                | 623         | 219             | 63                | 20               | 925                | 989                   | -64                |
| 2020-2021      | 13        | 0             | 13               | 1,168       | 396             | 35                | 25               | 1,624              | 1,169                 | 455                |
| 2021-2022      | 11        | 10            | 1                | 1,173       | 316             | 86                | 31               | 1,606              | 1,397                 | 209                |
| 2022-2023      | 6         | 2             | 4                | 709         | 219             | 352               | 49               | 1,329              | 1,594                 | -265               |
| <b>Average</b> | <b>9</b>  | <b>2</b>      | <b>6</b>         | <b>879</b>  | <b>277</b>      | <b>112</b>        | <b>29</b>        | <b>1,297</b>       | <b>1,298</b>          | <b>-1</b>          |



### Membership Composition June 2023 Cumulative



### Gender Composition June 2023 Cumulative

